

ABN Systems International



Str. Marinariilor, nr.29
Sector 1, Bucuresti, Romania



004.021.233.09.95



office@tellur.com
office@abnsystems.ro



www.tellur.com



Hypnos 2.1 Bluetooth Soundbar System TLL161141

INTO YOUR FUTURE

User Manual

Safety information

Important - Please read these instructions carefully before installing or operating the device.

Power source

Only use the power supply that came with the product. Using an unauthorized power supply will invalidate your warranty and may irrecoverably damage the product.

Disconnect your Soundbar from the main power supply during thunderstorms.

If the Soundbar will not be used for a long period of time, make sure that the main power is unplugged and the batteries are removed from the remote control battery compartment.

The supply terminals are not to be short-circuited. Never throw batteries in a fire or attempt to open the outer casing.

Batteries are harmful if swallowed, so keep away from young children.

CAUTION: Danger of explosion if batteries are incorrectly replaced. Replace only with the same or equivalent type.

Moisture and water

Do not keep the product in low temperatures as moisture can form inside the product, which may damage the circuit board.

Heat sources and flames

Do not keep it in high temperatures as electronic devices and plastic parts may warp in heat.

Keep it away from bright sunlight or heat sources, such as a radiator.

No naked flame sources, such as lighted candles, should be placed on the product.

Ventilation

Do not block or cover slots, holes or openings on the product by placing on soft furnishings such as carpets, rugs or beds as these are provided for functionality and/or ventilation to ensure safe operation of the product.

General safety information

Keep the product and all its parts out of reach of small children.

This product is not intended for use by people (including children) with reduced physical, sensory or mental capabilities, or lack of experience and knowledge, unless they have been given supervision or instruction concerning the use of the appliance by a person responsible for their safety.

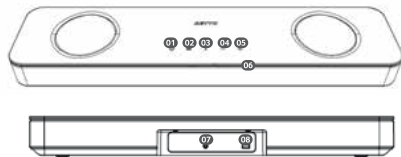
Do not attempt to open the product. This product does not contain any user serviceable parts.

Unauthorized handling of the device may damage it and will void your warranty.

- Do not use your Soundbar near emergency/intensive care medical equipment or during an electrical storm.

Product description

Main Unit



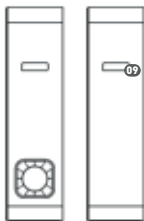
1. Press and hold: power on/standby
2. Change the mode (Bluetooth/AUX in)
3. Press and release: Play/Pause
Press and hold: Unpair a BT device
4. Press and hold: Volume down
Press and release: Skip back
5. Press and hold: Volume up
Press and release: Skip forward
6. Mode LED (Blue for BT, Green for AUX in)
7. AUX in socket
8. DC socket

Note: If no source is played, the unit will enter standby mode automatically after about 20 minutes.

Subwoofer

9. Clam ports

Note: Please insert the speaker cable (included) into the clam ports by the anode and the cathode.



Power ON/OFF / Bluetooth® set up:

Place the speaker next to your Bluetooth® enabled device.

Press and hold the Power button. You will hear a tone notification and the blue LED will flash quickly to indicate pairing mode.

Using your Bluetooth audio device, select "Tellur Hypnos" from the list of available Bluetooth devices. A tone notification will be heard and the blue LED will flash slowly to indicate pairing was successful. Press and hold the Power button to turn off the speaker.

Remote Control

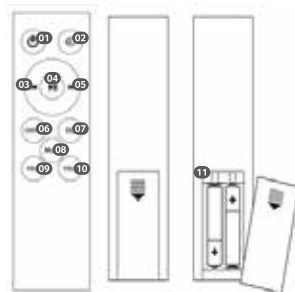
1. Power on/Standby
2. Change the mode (Bluetooth/AUX in)
3. Skip back
4. Play/Pause
5. Skip forward
6. Unpair a Bluetooth device
7. Change the EQ settings

8. Mute/Unmute the sound

9. Volume down

10. Volume up

11. Install the remote batteries



Technical Information

- Speaker type: 2.1
- BT version: 4.2
- Working range: 10 meters
- Remote control: Yes
- Rated power: 48W RMS (12W x 2 + 24W)
- Frequency response: 65Hz - 20KHz
- Drivers size: 3" x 2 + 5" x 1
- Impedance: 4Ω
- Signal to Noise ratio (SNR): ≥78dB
- Power supply: AC 220V-240V - 50/60Hz to DC 15V - 2A
- Device size: Soundbar 50 cm x 11.2 cm x 5.4 cm
Subwoofer 38.7 cm x 36.7 cm x 9.5 cm

- Device weight: Soundbar 1.1 Kg
Subwoofer 3.9 Kg
- Package includes: Hypnos Wireless 2.1 Soundbar System, AC/DC adapter, AUX 3.5mm audio cable, Remote control, AAA battery x 2



Disposal and recycling information

The crossed-out wheeled-bin symbol on your product, battery, literature or packaging reminds you that all electronic products and batteries must be taken to separate waste collection points at the end of their working lives; they must not be disposed of in the normal waste stream with household garbage. It is the responsibility of the user to dispose of the equipment using a designated collection point or service for separate recycling of electrical and electronic equipment waste (WEEE) and batteries according to local laws. Proper collection and recycling of your equipment helps ensure EEE waste is recycled in a manner that conserves valuable materials and protects human health and the environment. Improper handling, accidental breakage, damage, and/or improper recycling at the end of its life may be harmful for health and environment.

Declaration of conformity

We, ABN SYSTEMS INTERNATIONAL S.R.L., Bucharest, Sector 1, Marinariilor street, nr. 31, we declare on own responsibility that the products below:

Product description: Soundbar system Tellur Hypnos, Subwoofer, 48W

Brand: Tellur

Product code: TLL161141

Does not endanger life, health, work safety, does not have a negative impact on the environment and corresponds to the standards stated in the manufacturer's declaration of conformity. The products are compliant with the following standards and / or other normative documents:

RED - 2014/53/EU

Applied standards: ETSI EN 301 489-1 V2.2.0:2017
 ETSI EN 301 489-17 V3.2.0:2017
 ETSI EN 300 328 V2.1.1:2016
 EN 62479:2010
 EN 300 328 V2.1.1: 2016-11
 EN 303 345 V1.1.7: 2017-03

LVD - 2014/35/EU - EN 60065:2014

RoHS - 2011/65/EU



The product bears CE mark, applied in 2018

Name: George Barbu
 Function: General manager

Place and date:
 Bucharest, 07-12-2018
 Signed: